

# NPs & PAs

3rd Annual Job Satisfaction Survey

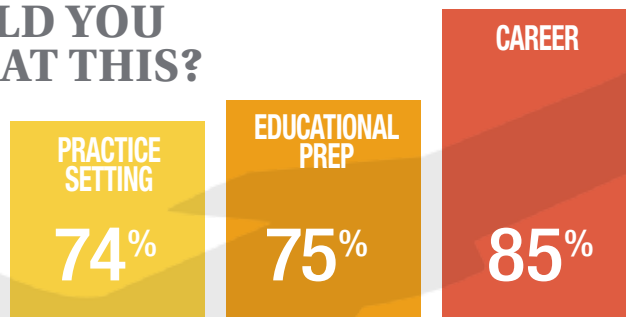
## If You Had to Do It Again...

Would you choose the same career? Yes, 85% of you would; and this rate has increased over three years. More than 1,200 clinicians responded to our third annual survey, asking about your level of satisfaction with various aspects of your profession. Here's what you told us.

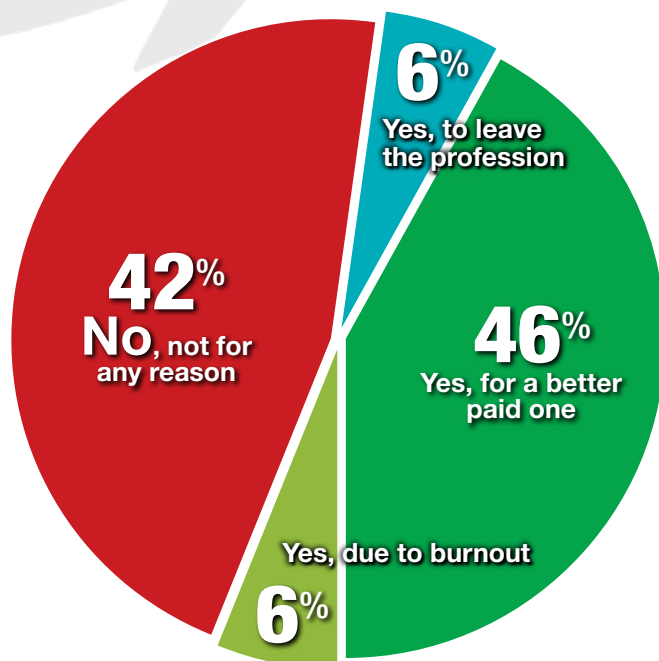
In this era of “burnout”—when a PubMed search of the term yields more than 13,000 results—it's heartening to discover that 72% of all clinicians are always and almost always satisfied at work. In contrast to physicians, who report a 42% burnout rate, only 6% of NPs and PAs report the same.<sup>1</sup> This bodes well for your patients' satisfaction.<sup>2</sup>

On the following pages, we focus on the details, with breakouts by specialty, region, and practice setting. Be sure to check out your top seven most desirable benefits by availability; CE/CME reimbursements; and salary information by gender and workweek.

### WOULD YOU REPEAT THIS?



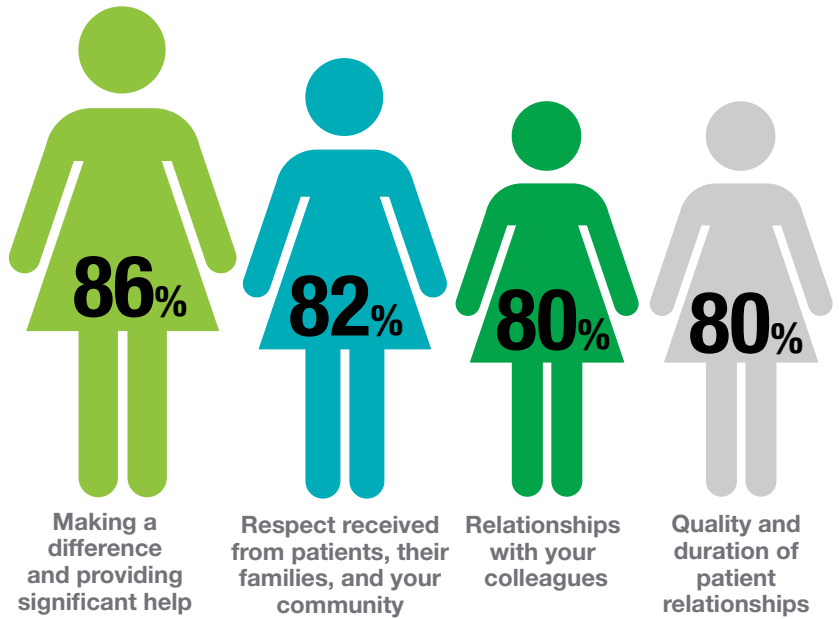
### WOULD YOU TAKE A NEW JOB TODAY?




1. Medscape National Physician Burnout & Depression Report 2018. [www.medscape.com/slideshow/2018-lifestyle-burnout-depression-6009235#2](http://www.medscape.com/slideshow/2018-lifestyle-burnout-depression-6009235#2). Accessed November 17, 2018.
2. The Connection Between Employee Satisfaction and Patient Satisfaction. [www.amnhealthcare.com/latest-healthcare-news/459/1033](http://www.amnhealthcare.com/latest-healthcare-news/459/1033). AMN Healthcare. Accessed November 17, 2018.

# NURSE PRACTITIONERS

What makes you **MOST SATISFIED WITH YOUR WORK?**



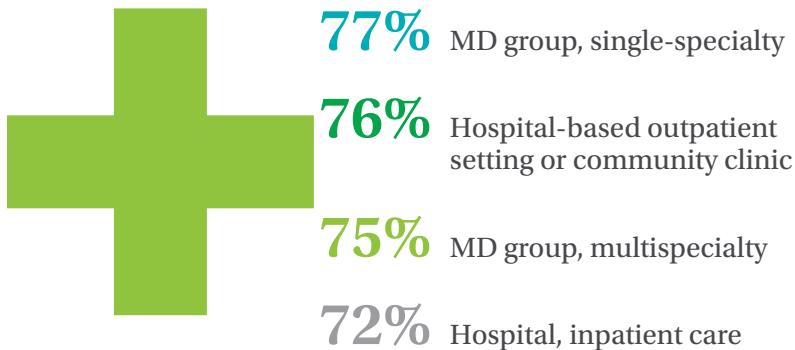
Most Satisfied by **SPECIALTY**



**72%**

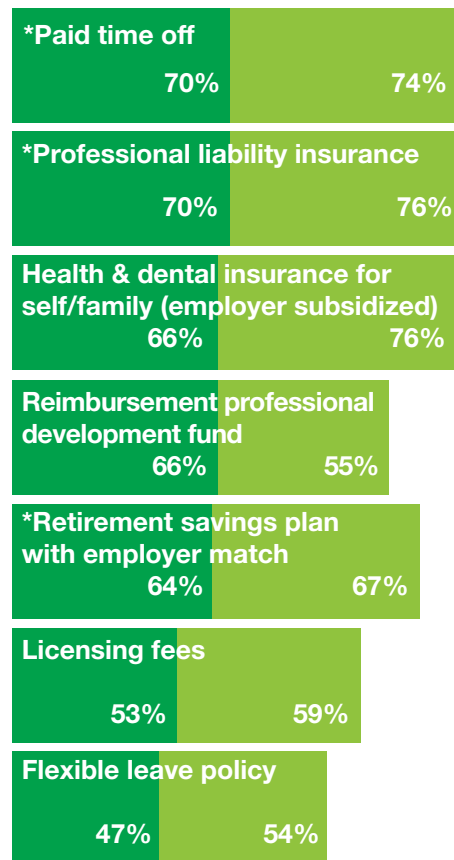
NP's are satisfied either most or all of the time

## Most Satisfied by PRACTICE SETTING



“Flexibility of practice is wonderfully satisfying”

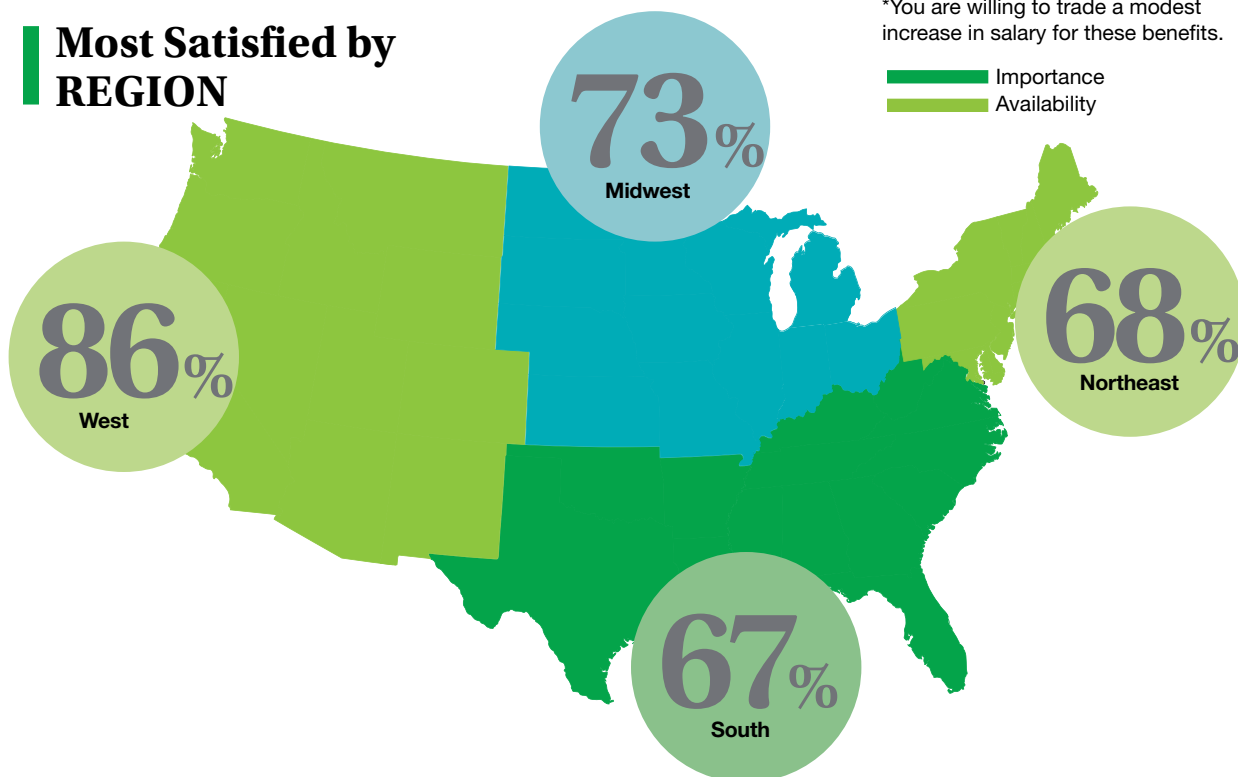
## TOP 7 BENEFITS



\*You are willing to trade a modest increase in salary for these benefits.

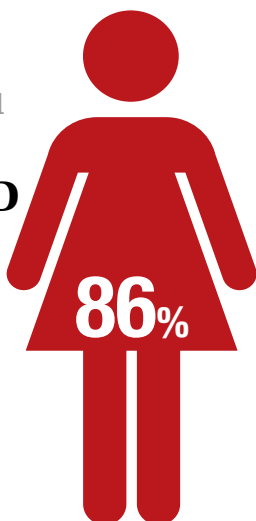
■ Importance  
■ Availability

## Most Satisfied by REGION

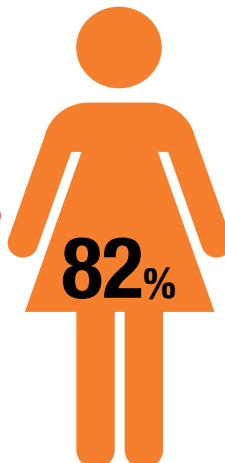


# PHYSICIAN ASSISTANTS

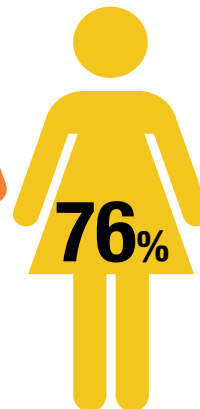
What makes you **MOST SATISFIED WITH YOUR WORK?**



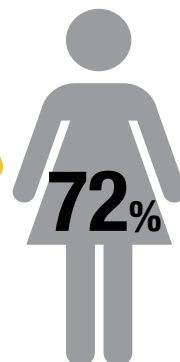
Making a difference and providing significant help



Respect received from patients, their families, and your community



Relationships with your colleagues



Quality and duration of patient relationships

**Most Satisfied by SPECIALTY**



..... 82%  
Dermatology

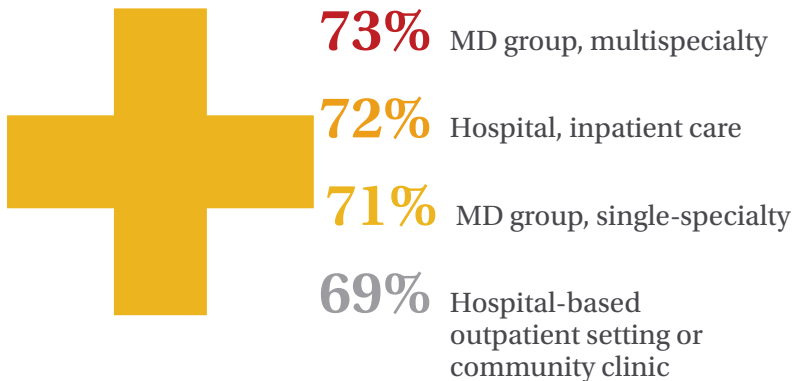
..... 71%  
Primary Care

..... 65%  
Emergency Medicine

72%

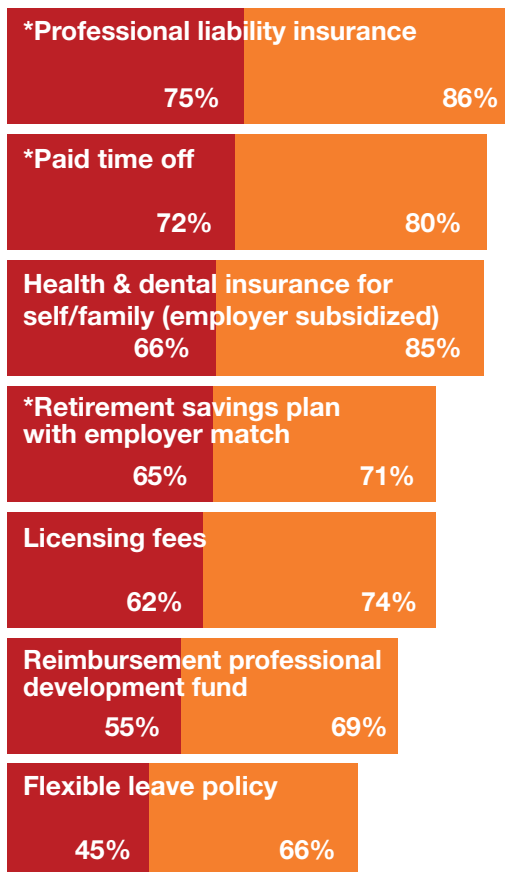
PA's are satisfied either most or all of the time

## Most Satisfied by PRACTICE SETTING



“Appreciation for the profession affects my job satisfaction”

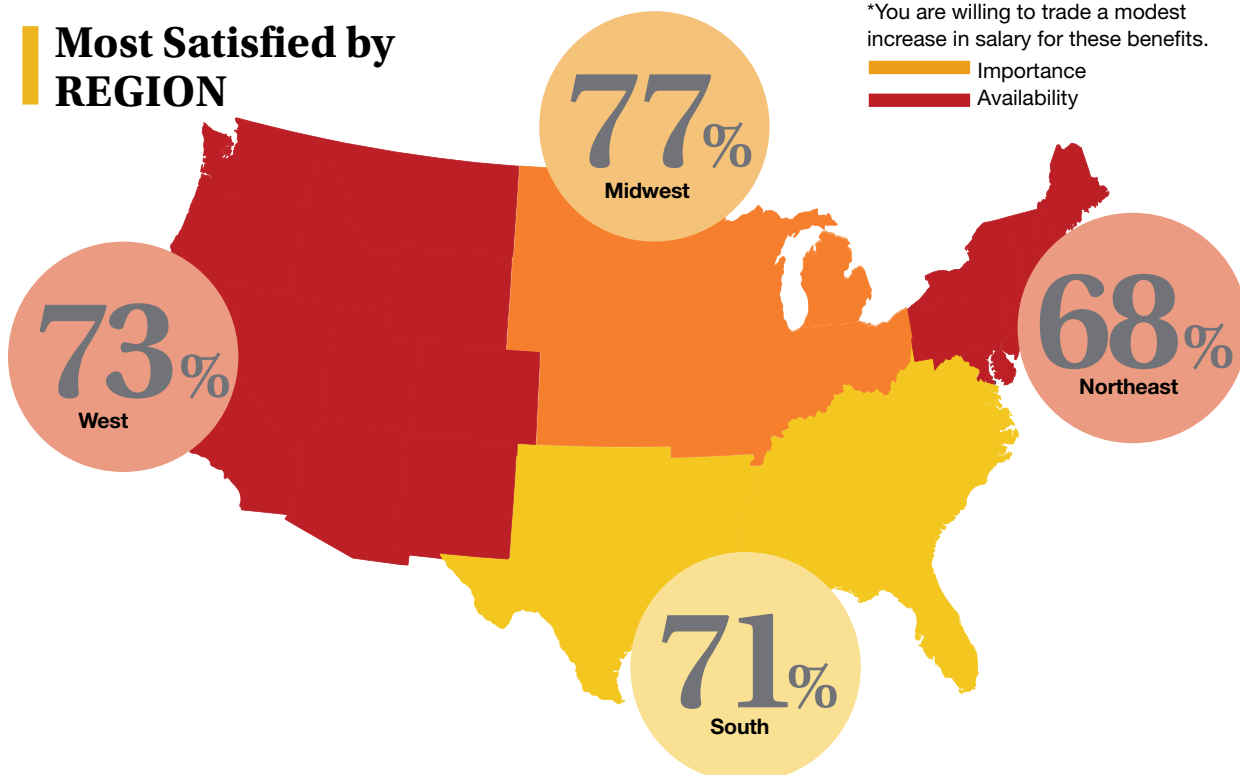
## TOP 7 BENEFITS



\*You are willing to trade a modest increase in salary for these benefits.

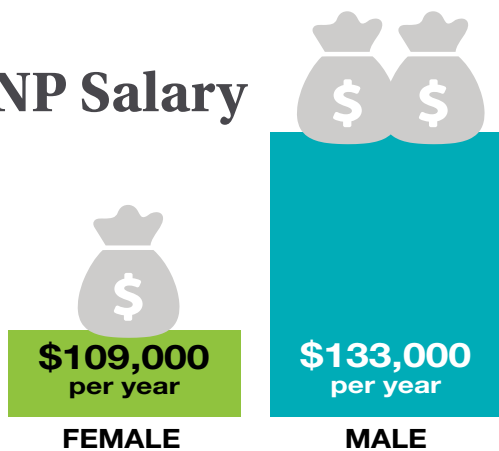
— Importance  
— Availability

## Most Satisfied by REGION

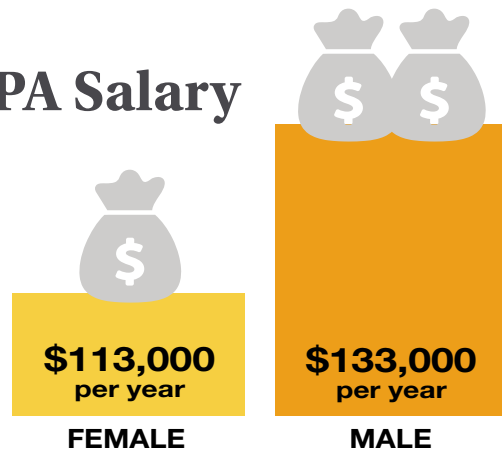


# NPs & PAs

## NP Salary




## PA Salary



**In Mental Health,**  
30% earn \$125K-\$150K/y

**In Emergency Medicine,**  
27% earn \$125-150k/y



**AVERAGE  
WORKWEEK**

**75%** of NPs  
& **87%** of PAs

receive financial remuneration for CE/CME.

NPs receive an average of **\$1,025/y** and PAs, **\$1,345/y.**

### METHODOLOGY

Fielded electronically under the *Clinician Reviews* logo, an introductory email letter signed by the Editors-in-Chief invited participation in the online 3rd annual NP/PA Job Satisfaction Survey of 35 questions.

The survey was fielded October 4, 2018, to a random representative sample of 16,000 NPs and 9,000 PAs within the United States, excluding students. The first 150 respondents to complete the survey received a \$25 Amazon.com gift certificate.

A total of 1,207 usable responses—a projectable sample size—were received by October 19, 2018, the final cut-off date.

Of the total respondents, 65% are NPs (789) and 35% are PAs (418), which is proportional to the universe of NPs and PAs.<sup>1,2</sup>

This summary of results is based on only those respondents who designated their profession as NP or PA.

1. American Association of Nurse Practitioners. NP Fact Sheet. [www.aanp.org/all-about-nps/np-fact-sheet](http://www.aanp.org/all-about-nps/np-fact-sheet). Accessed November 20, 2018.
2. NCCPA. 2017 Statistical Profile of Certified Physician Assistants: an Annual Report of the National Commission on Certification of Physician Assistants. <http://prodcmssstoragesa.blob.core.windows.net/uploads/files/2017StatisticalProfileofCertifiedPhysicianAssistants.6.27.pdf>. Accessed November 20, 2018.